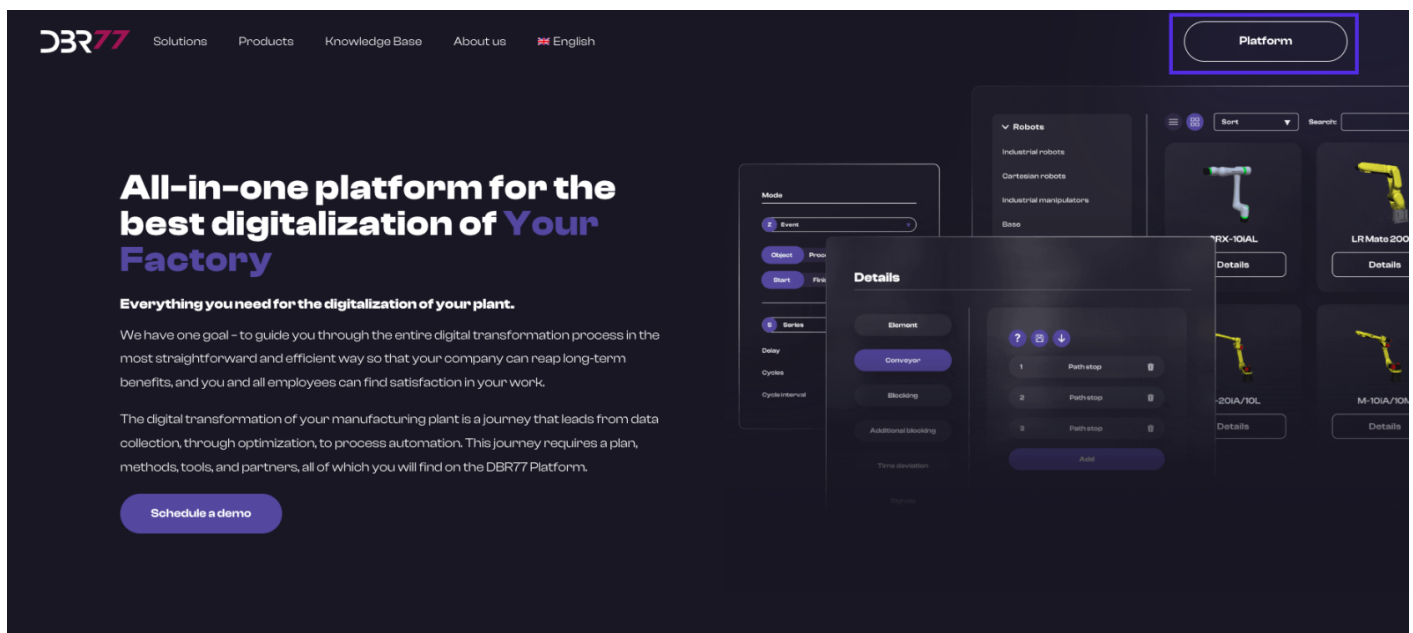


Standard Registration

Standard Registration Guide for the DBR77 Platform

Open the Registration Page:

- Go to the homepage at DBR77.com.
- Click on the “Platform” button in the upper right corner.
- You will be redirected to the login page.
- Click on the “Register” button..



Select Account Type:

On the registration page, select the account type that matches your role and needs:

- **Production Company** – For employees representing a production company looking for tailored technological solutions.
- **Integrator** – For employees of integration companies specializing in robotics and automation implementation.


- **Technology Provider** – For employees representing technology suppliers aiming to showcase products to potential customers.
- **Student** – For students who wish to gain practical experience using the platform’s 3D design tools

DBR77

EN


Tell us about yourself

This will allow us to customize the platform's functionalities for you.




Production plant

I am interested in automating my business operations and I am seeking customized solutions that can fulfill my specific requirements.




Integrator

I am a specialist in robotization process implementation and I want to prepare a solution that meets the client's requirements.



Supplier

I want to present my products and a variety of solutions on the Platform.



Student

I want to gain practical knowledge on the Platform using 3D design tools.

[← Back to login](#)

Enter Personal Information:

1. Fill in your first and last name.
2. Enter your email address, which will serve as your login.
3. Create a password that meets specific requirements (e.g., at least 6 characters).
4. Provide your phone number with the country code.
5. After entering your details, click “Next.”

EN

Basic data*

Your photo

Company*

Consents & Terms*

Register as Integrator

Basic data

Fill in the form to proceed to the next registration step. Your full name will be displayed for the entire community on the platform.
Please remember that the password should contain at least 8 characters.

First name*

John

Last name*

Snow

Email*

my@mail.com

Password*

Repeat password*

Phone*

+48111111111

Add an Avatar (optional):

- Upload an avatar by clicking “Change Photo.”
- Click “Next” to continue.



Basic data*



Your photo



Company*



Consents & Terms*

[Register as Integrator](#)

Your photo

Add your photo and introduce yourself to the community!



[Change photo](#)

Enter Company Information:

Entering company information is necessary to fully access the DBR77 platform's tools, especially for formal proposal submissions.

If your company is not yet registered on the platform:

- Enter your company's tax ID (e.g., VAT ID).
- The remaining details will auto-populate from the platform's database. Verify and confirm accuracy.
- If auto-fill is unavailable, manually enter:
 - Company name
 - Address (street, city, postal code, country)
 - Company phone number

DBR77

EN

Basic data* ✓ Your photo ✓ Company* Consents & Terms*

Register as Supplier

Company

To access the full functionality of the platform, please complete the company data where you work. Simply fill in one of the three pieces of information, and the remaining data will be automatically filled!

I want to register a new company. My company already exists on the platform.

Previous Next

Basic data* ✓ Your photo ✓ Company* Consents & Terms*

Register as Supplier

Company

To access the full functionality of the platform, please complete the company data where you work. Simply fill in one of the three pieces of information, and the remaining data will be automatically filled!

I want to register a new company. My company already exists on the platform.

Company name
DBR 77 ROBOTICS SPÓŁKA Z OGRANICZONĄ ODPOWIEDZIALNOŚCIĄ

Country
Poland

VAT ID Number
8792725331 Search

REGON
387073039 Search by REGON

KRS Search by KRS

Street
ul. Żółkiewskiego

Street number
31

City
Toruń

Post code
87-100

Province
Kujawsko-Pomorskie

Phone
+1234567654

Company email address
ala@ala.pl

Previous Next

If your company is already registered:

- Search using the company's tax ID (e.g., VAT ID).
- Verify and confirm the auto-filled information.

DBR77

EN

Basic data* ✓

Your photo ✓

Company* ✓

Consents & Terms* ✓

Register as Supplier

Company

To access the full functionality of the platform, please complete the company data where you work. Simply fill in one of the three pieces of information, and the remaining data will be automatically filled!

I want to register a new company.

My company already exists on the platform.

DBR 77 ROBOTICS SPÓŁKA Z OGRANICZONĄ ODPOWIEDZIALNOŚCIĄ

Poland

8792725331

Search

387073039

Search by REGION

KRS

Search by KRS

Previous

Next

Important Information:

Organization Assignment:

- Selecting an existing company assigns you to both your own organization and the one you designated in the form.
- Full access to the other organization's tools requires approval from an admin account holder who can grant you the necessary permissions.

Accept Terms of Use and Privacy Policy:

- Carefully read the platform's Terms of Use and Privacy Policy.
- Check the box to confirm your acceptance.

The screenshot shows the DBR77 registration interface. At the top, the DBR77 logo is on the left, and a language dropdown menu set to 'EN' is on the right. Below the logo is a progress bar with four steps: 'Basic data*' (green checkmark), 'Your photo' (green checkmark), 'Company*' (green checkmark), and 'Consents & Terms*' (purple icon). Below the progress bar is a link that says 'Register as Supplier'. The main heading is 'Consents & Terms' with the subtext 'Acceptance required'. Below this, there are three checkboxes, all of which are checked: 'Accept terms: privacy policy.', 'I accept terms of service: Services on the DBR77.com platform.', and 'I accept price list of services'. At the bottom left is a 'Previous' button, and at the bottom right is a 'Sing Up' button.

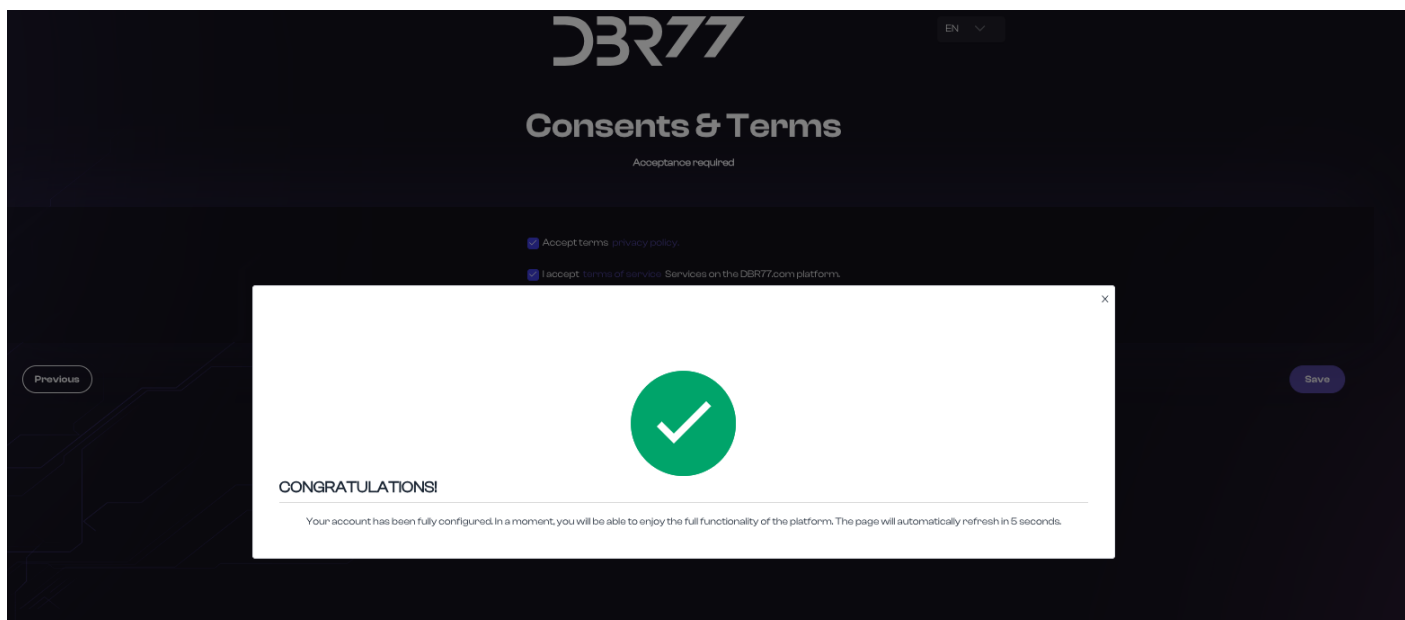
Complete the Registration:

- Click on “Register.”

This screenshot is identical to the one above, showing the DBR77 registration interface. The progress bar, heading, and checkboxes are the same. The 'Sing Up' button at the bottom right is highlighted with a red rectangular border.

Confirm Registration:

- Check your email inbox for a message from DBR77.
- Click on the activation link to confirm your email address and activate your account.



Congratulations!

You are now a registered user of the DBR77 platform and can utilize its features to support the digitalization, automation, and robotization of your production company.

After confirming your registration, return to the DBR77.com homepage.

- Click the “Sign In” button.
- Enter your email address and password, then click “Sign In.”

Complete Your Profile:

After your first login, navigate to the “Profile” section and add any additional information that may be required to fully access the platform's features.

Revision #2

Created 31 October 2024 17:35:30 by Paweł

Updated 31 October 2024 18:10:22 by Paweł