

# Password ändern

## Instructions for Changing Your Password on the DBR77 Platform

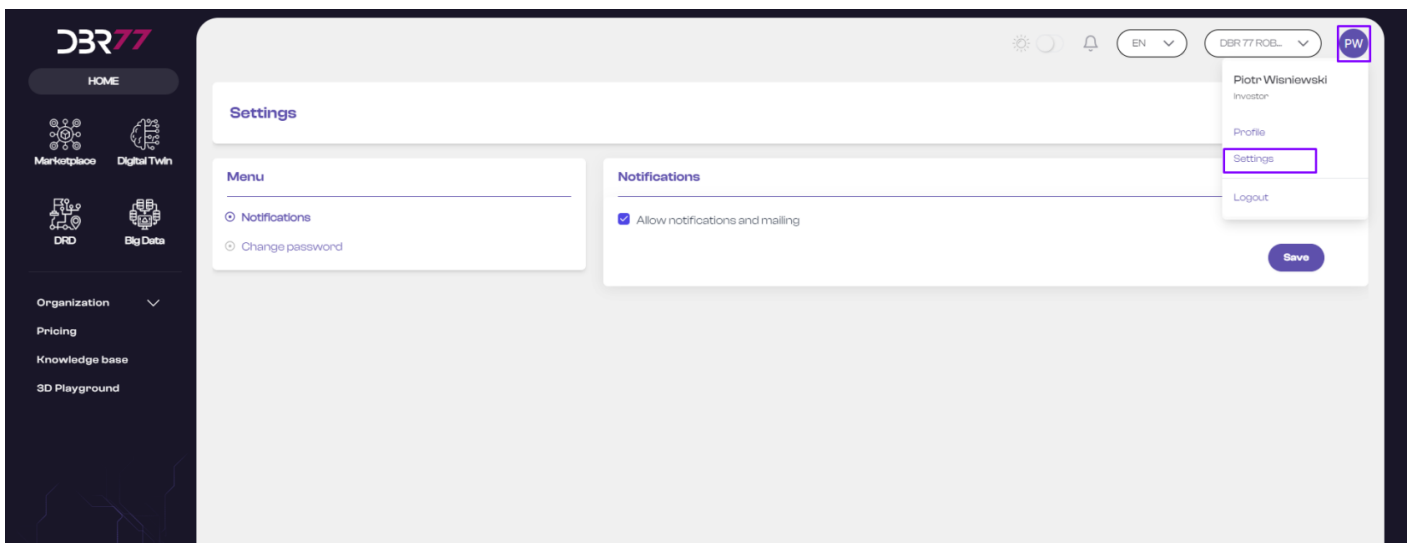
- Go to the homepage at DBR77.com and log into your account.

### Find the User Menu:

- In the upper right corner of the screen, in the navigation bar, locate your profile icon. Click on it to open the user menu.

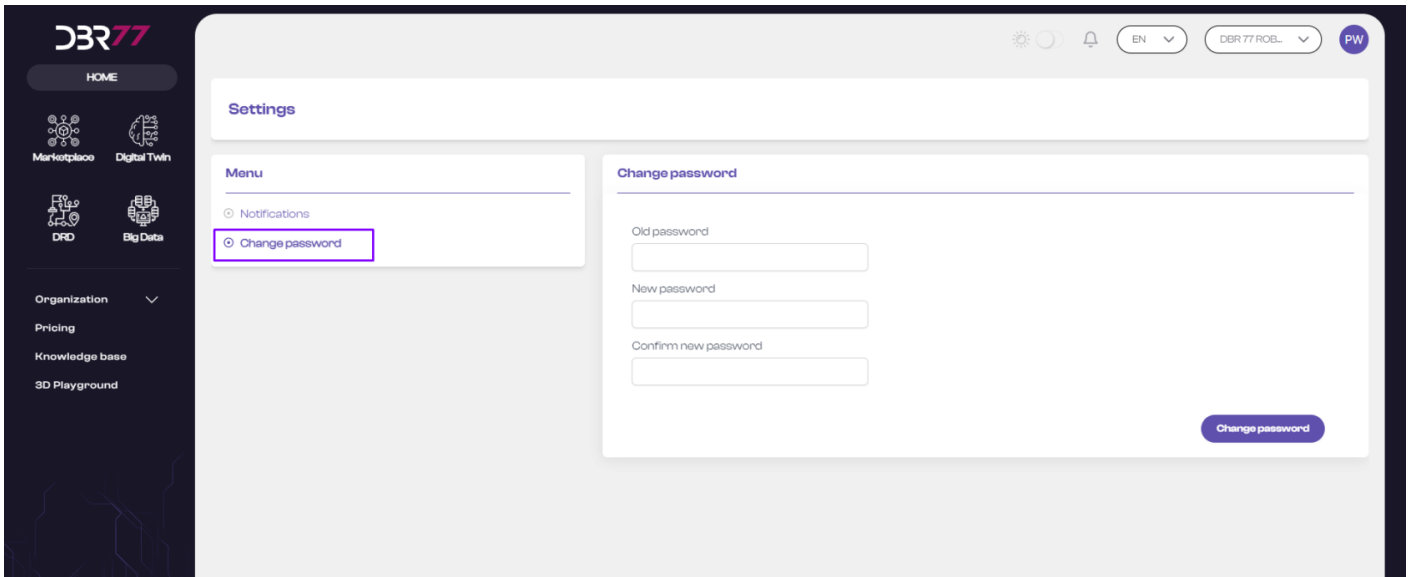
### Access Settings:

- In the dropdown menu, select “Settings.”



### Locate the Password Change Section:

- In the account settings, find the section labeled “Change Password.”

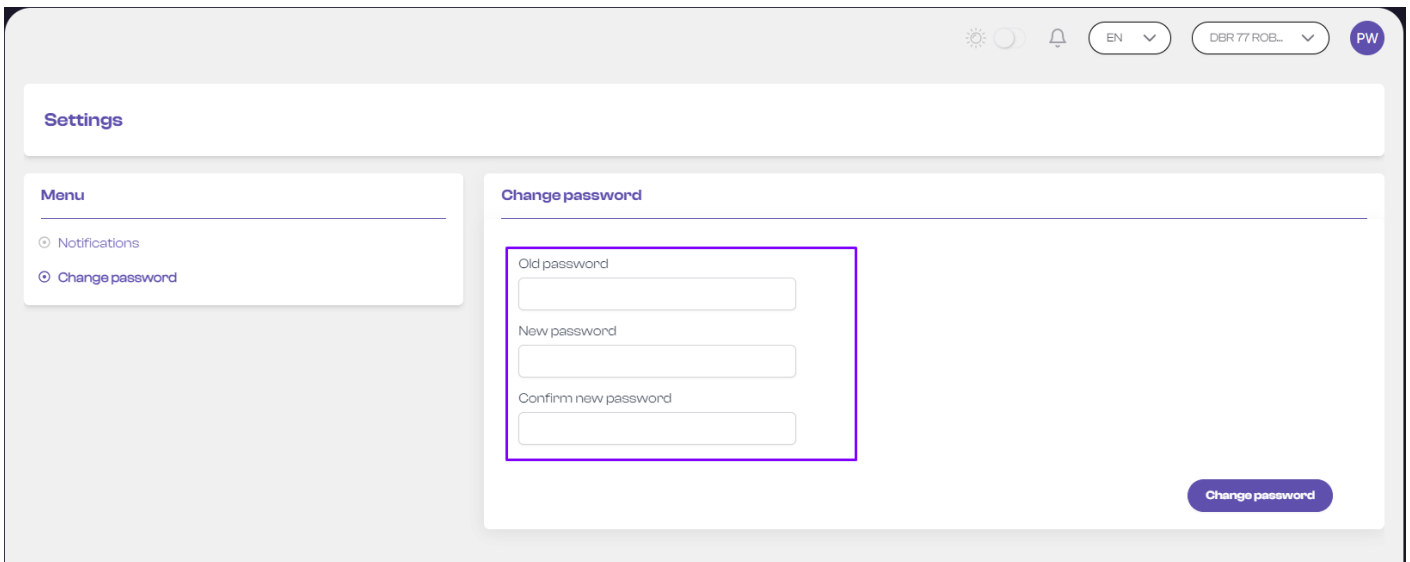


## Enter Current Password:

- In the password change form, first enter your current password in the designated field.

## Enter New Password:

- Enter the new password in the “New Password” field. Ensure it meets the length and complexity requirements.
- Re-enter the new password in the “Confirm New Password” field to verify accuracy.



## Save Changes:

- Click the “Change Password” button to save the changes. Your password will now be updated.

Settings

Menu

⦿ Notifications

⦿ Change password

Change password

Old password

New password

Confirm new password

Change password

Now you know how to change your password on the DBR77 platform!

Revision #2  
Created 31 October 2024 17:35:33 by Paweł  
Updated 4 November 2024 23:04:10 by Paweł