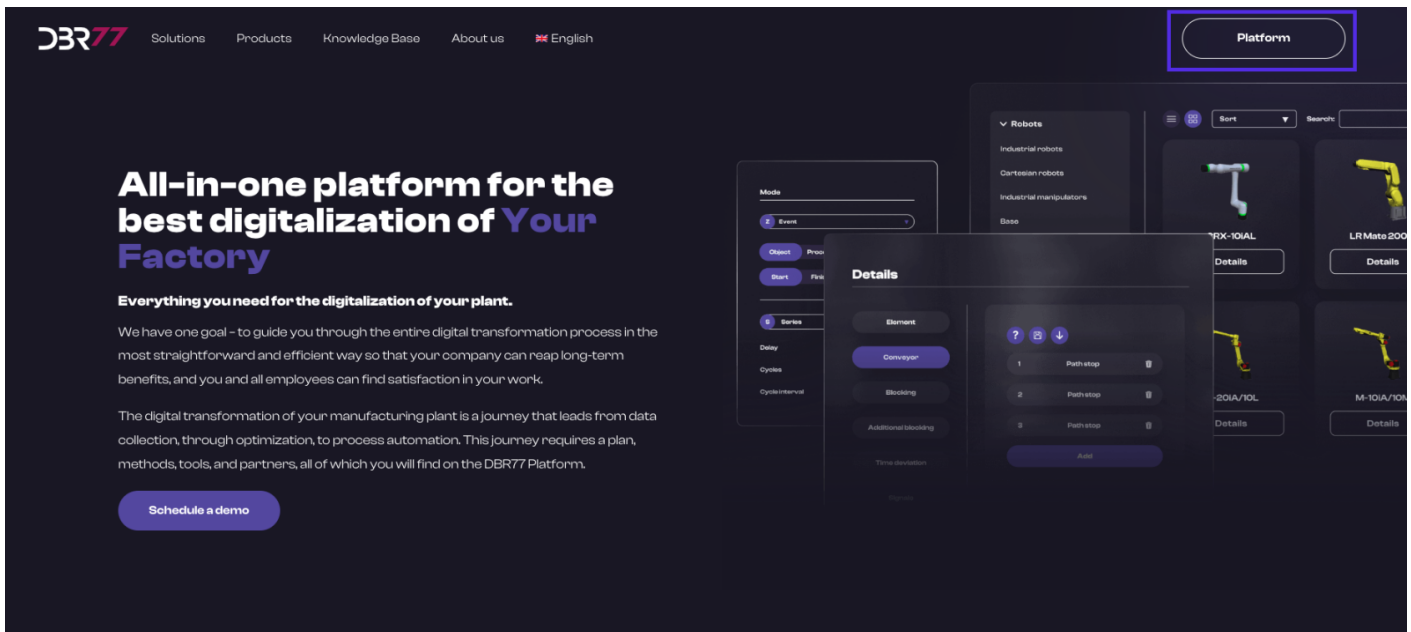



Google- Login

Instructions for Logging in with Google on the DBR77 Platform

Open the Login Page:

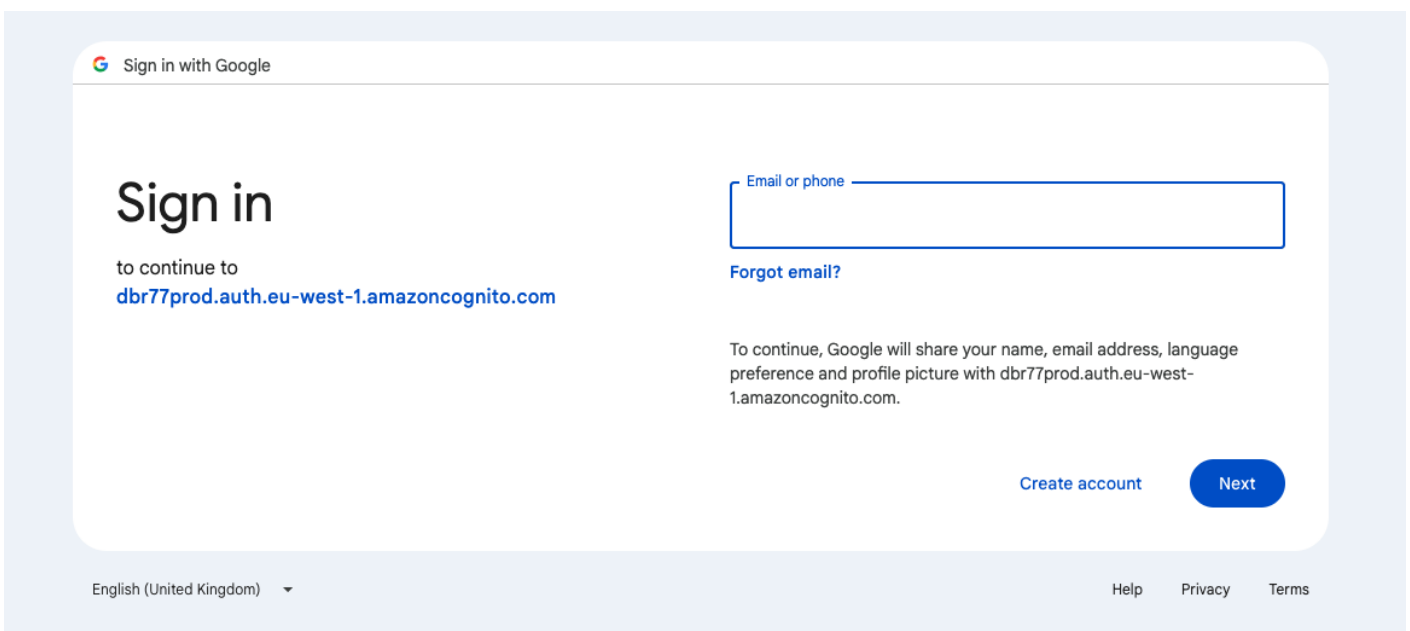
- Go to the homepage at DBR77.com.
- Click on the “Platform” button in the upper right corner.
- You will be redirected to the login page.





Log in with Google:

- Click on the “Login” button.
- On the login page, instead of entering your personal details, locate the “Sign in with Google” button (it may also be displayed as “Login with Google” or with the Google icon).
- Click on the “Sign in with Google” button.



Google Authentication:

Enter your Google login details:

- Enter the email address associated with your Google account in the appropriate field.
- Click “Next.”
- Enter your Google password.
- Click “Next.”

Authorize Access:

- If logging in for the first time, you may be asked to authorize DBR77 platform access to your Google account. Click “Allow” to grant the necessary permissions.

Platform Access:

- After successful login with Google, you will have full access to the features of the DBR77 platform.

Security:

- It is important to keep your Google login credentials secure and not share them with third parties.
- By following these steps, you can log in conveniently and securely to the DBR77 platform using your Google account.

Revision #2

Created 31 October 2024 17:35:31 by Paweł

Updated 1 November 2024 22:11:00 by Paweł